

Step 1, how to get started?

To start using your Sentinel device install the “Sentinel Marine solutions” app for your smartphone from [Google Play](#) or [App Store](#).



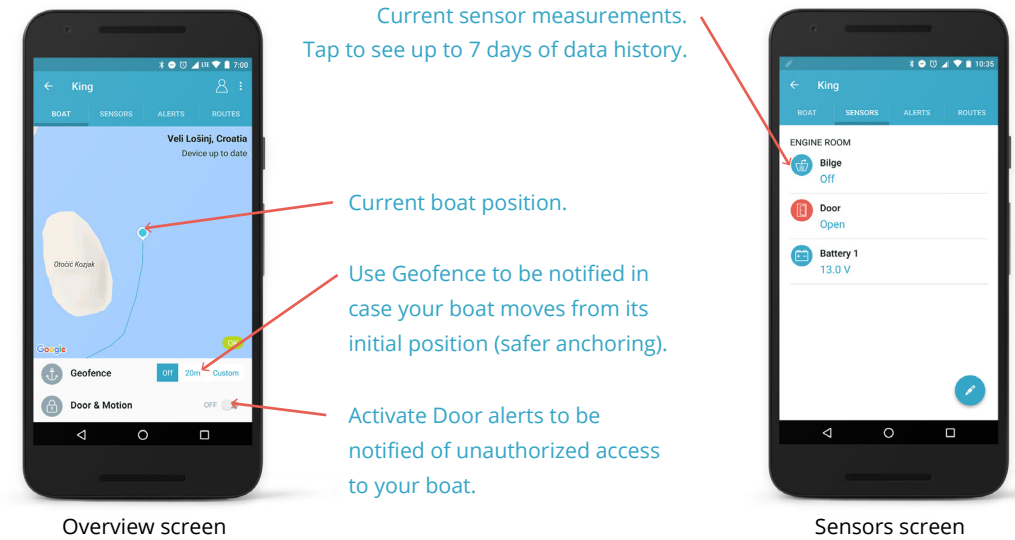
1. Tap “Register” to create a Sentinel user account: use your email and choose a password.
2. Tap the ⊕ sign at the top of the screen to add a device to your account.
3. Scan the QR code on the device or from the front page of this leaflet and choose the name for your boat.
4. Activate the subscription by entering the 6-digit activation PIN, found on the front page of this leaflet. This will start your subscription period for the first year.

Congratulations, you have successfully registered and activated your Sentinel device!

Within minutes you will see your boat’s position and battery status in the app. From now on, you will receive notifications and alerts in case your Boat Monitor detects any problems.

NOTE! Please note that the time required for your device to start sending data once the subscription is activated can vary depending on the network operator.

Step 2, get familiar with the features



Overview screen

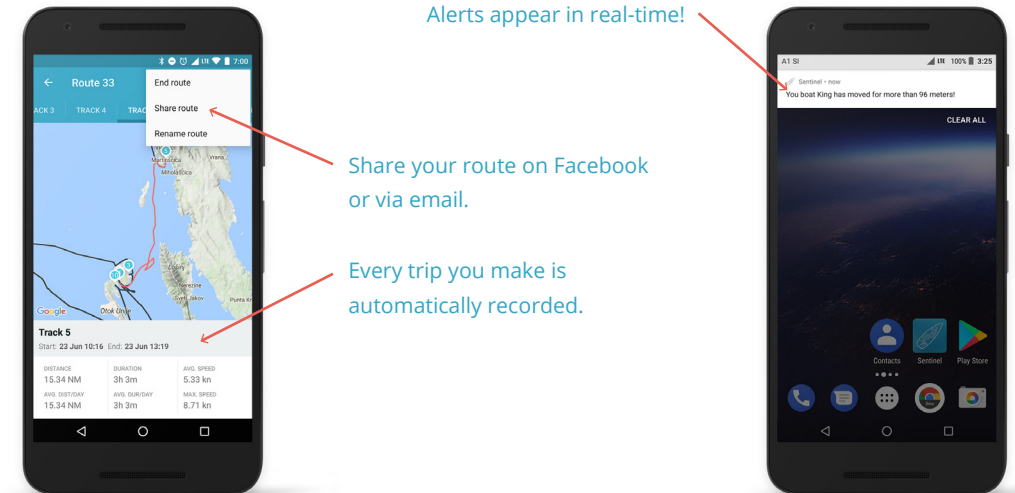
Sensors screen

Current sensor measurements. Tap to see up to 7 days of data history.

Current boat position.

Use Geofence to be notified in case your boat moves from its initial position (safer anchoring).

Activate Door alerts to be notified of unauthorized access to your boat.



Routes screen

Alerts

Alerts appear in real-time!

Share your route on Facebook or via email.

Every trip you make is automatically recorded.

Track 5		
Start:	End:	
23 Jun 10:16	23 Jun 12:19	
DISTANCE	DURATION	AVG. SPEED
15.34 NM	3h 3m	5.33 kn
AVG. DIST/DAY	AVG. DUN/DAY	MAX. SPEED
15.34 NM	3h 3m	8.71 kn

Step 3, let's have even more fun!

Don't miss sailingrecord.com, a sailing performance Hall of fame, introduced by Seascope and integrated into the Sentinel web application (web.sentinelmarine.net).

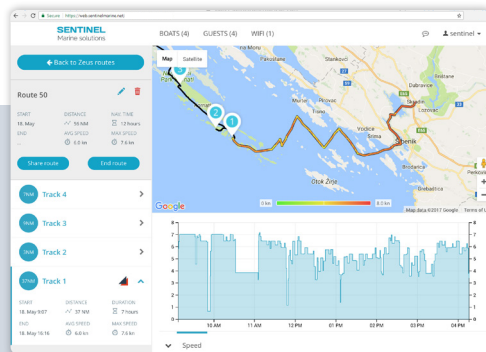
Sailing Record is a well designed and easy-to-use platform for uploading the best sailing tracks and comparing your performance with others. You can compete in two challenges—the fastest 500 meters sailed and the fastest 1 hour sailed—with more to come. Challenge yourself and your boat against others in the conditions you find best.

For each route in the Sentinel web application you are able to share your selected tracks on sailingrecord.com with just a few clicks.

For more information about Sailing Record and Sentinel Boat Monitor integration, please read the blog post "So you think you're fast? Prove it!" on our website at www.sentinelmarine.net

Enjoy the ride and fair winds from your

Sentinel Team



CONTACT

Support: support@sentinelmarine.net
www.sentinelmarine.net

Sentinel quick guide for Seascope owners

Congratulations on the purchase of one of the finest sailing boats available! We are sure you will be getting years of boating pleasure, while cruising or racing.

Your new boat comes with a **Sentinel Boat Monitor** device already installed and ready to use. Boat Monitor gives you many features you will love, allowing you to have your boat under control at all times. This makes your boat smart and connected to your digital world.

What can Boat Monitor do for you?

1. Alerts you in case of unauthorized access (intrusion) and eventual movement of your boat (safer anchoring).
2. Alerts you when the battery voltage drops below nominal.
3. Keeps track of all your routes, mileage, duration and speed.
4. Lets you share your adventures on social media.
5. Lets you upload your fastest tracks to the Sailing Record platform and become a Seascope speed guru!

